


Build a bug



You will need:

- Dice
- Card
- Felt tips or crayons
- Pencil or black felt tip
- Scissors (you might need an adult to help you with these!)

How to build your bug

- You can make your own card shapes, or print off the shapes on the next two pages and cutting them out.
- If you created your own shapes or printed off the plain shapes, then colour each shape different colours with felt tip pens or crayons.
- Then add black dots to each shape with a pencil or felt tip. The dots on each shape should match each side of your dice (like the pictures above).

How to play

This game is suitable for one or more players.

Each player needs a set of 7 of shaped cards below, 2 being the same shape, (for the antennae).

For one person playing you need to time yourself with a dice.

Other players need a dice to share.

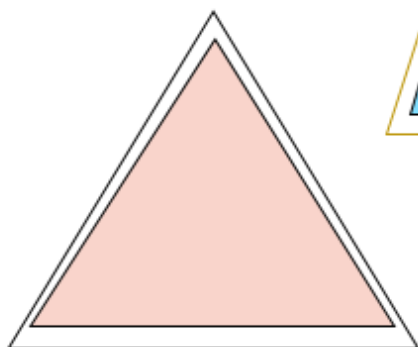

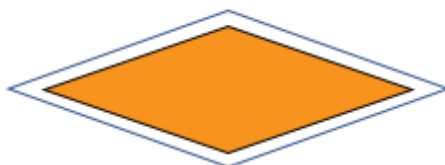



Place the card pieces in a pile.

Roll the dice and match the number on the dice to the shape with the same number of dots.

Take it in turns and the first person to build their full bug wins!

If one person is playing, time yourself from start to finish and see if in future, luck will get you a better speed.

Coloured shapes



Plain shapes

